



ASBK RESULTS

AUSTRALIAN SUPERBIKE CHAMPIONSHIP

Race 2

Date: 23/02/19
 Event: R05
 Weather: Sunny - Temp: 22.4C
 Track: Dry - Temp: 43.0C

Started at: 16:25:29
 Laps: 12
 Starters: 33
 Printed at: 11:04

PROVISIONAL CLASSIFICATION

Pos	No	Name	Machine	Laps	Race Time	Behind	Fastest Lap	On Lap	Top Speed
1	28	Aiden WAGNER (QLD)	Yamaha YZF-R1	12	18:50.812		1:33.398	4	293
2	65	Cru HALLIDAY (VIC) / Yamaha Racing Team	Yamaha YZF-R1M	12	18:51.073	.261	1:32.669	3	299
3	21	Josh WATERS (VIC) / Team Suzuki Ecstar / Rideline Road Bike Shop	Suzuki GSX-R	12	18:51.143	.331	1:33.499	8	296
4	67	Bryan STARING (WA) / Kawasaki / BC Performance	Kawasaki ZX10R	12	18:52.406	1.594	1:33.166	3	300
5	46	Michael JONES (QLD) / K & R Hydraulics / Race Dynamics	Kawasaki ZX10R	12	18:52.482	1.670	1:33.283	11	300
6	1	Troy HERFOSS (QLD) / Penrite Honda Racing / Elite Roads / Pirelli	Honda CBR-RR SP	12	19:02.071	11.259	1:33.562	2	292
7	14	Glenn ALLERTON (NSW) / Next Gen Motorsports / Maxima BMW Racing	BMW S RR	12	19:02.075	11.263	1:34.026	3	298
8	12	Matt WALTERS (NSW) / Kawasaki Aust / Repol / Pirelli / Rovers	Kawasaki ZX10R	12	19:02.919	12.107	1:34.224	3	295
9	168	Glenn SCOTT (NSW) / GSR Kawasaki	Kawasaki ZX10R	12	19:08.537	17.725	1:34.609	7	298
10	41	Max CROKER (NSW) / Mladin Racing / Suzuki / Yoshimura AGV Sport / Galfer	Suzuki GSX-R	12	19:09.116	18.304	1:34.362	3	297
11	29	Ted COLLINS (VIC) / Next GEN Motorsports / Maxima BMW Racing	BMW S RR	12	19:09.228	18.416	1:34.592	11	292
12	30	Mark CHIODO (VIC) / Penrite Honda Racing / Elite Roads / Pirelli	Honda CBR-RR	12	19:09.327	18.515	1:33.390	2	292
13	61	Arthur SISIS (SA) / Powerfone / SA Demolition / Hoey Racing	Suzuki GSX-R	12	19:09.698	18.886	1:34.354	3	291
14	8	Alex PHILLIS (VIC) / Team Suzuki Ecstar	Suzuki GSX-R	12	19:11.435	20.623	1:34.592	2	296
15	92	Damon REES (NZ) / Tony Rees Motorcycles	Honda CBR-RR	12	19:19.379	28.567	1:35.214	2	286
16	22	Lachlan EPIS (NSW) / Kawasaki BC Performance	Kawasaki ZX10R	12	19:25.568	34.756	1:35.558	2	297
17	33	Sloan FROST (NZ) / FILTA NZ / Black Ink / Darby Capital / Next Gen M-sports	Suzuki GSX-R	12	19:26.983	36.171	1:35.620	4	286
18	11	Philip CZAJ (VIC) / Eco light Up / 11Motosport / Liqui Moly / SC Project	Aprilia RSV4	12	19:32.453	41.641	1:36.207	4	279
19	82	Ryan YANKO (QLD) / Force 8 Contracting / Moto Natioal Accessories	Ducati 1299	12	19:45.583	54.771	1:37.652	11	279
20	13	David BARKER (SA)	Kawasaki ZX10R	12	19:45.994	55.182	1:36.981	2	281
21	24	Matt TOOLEY (VIC) / Phillip Island Ride Days	Yamaha YZF-R1	12	19:47.734	56.922	1:36.621	3	281
22	91	Simon BARBACETTO (NSW)	Yamaha YZF-R1	12	19:52.569	1:01.757	1:38.194	7	279
23	62	Brendan McINTYRE (NSW) / Western Motorcycles Sydney	Suzuki GSX-R	12	19:55.327	1:04.515	1:38.381	7	283
24	23	Heath GRIFFIN (NSW) / Russell Symes & Company / Raceart Designs	Suzuki GSX-R	12	20:11.580	1:20.768	1:39.516	2	275

Scott Laing
 Chief Time Keeper - Scott Laing

Tom Williams
 Clerk of Course - Tom Williams



Computime Race Timing Systems Pty Ltd © 1996
 Licensed to Computime Race Timing Systems

COMPUTIME RACE TIMING SYSTEMS PTY LTD
www.computime.com.au

E-mail: scott@computime.com.au / Ph: 0418 17 13 17





ASBK RESULTS

AUSTRALIAN SUPERBIKE CHAMPIONSHIP

Race 2

Date: 23/02/19
 Event: R05
 Weather: Sunny - Temp: 22.4C
 Track: Dry - Temp: 43.0C

Started at: 16:25:29
 Laps: 12
 Starters: 33
 Printed at: 11:04

PROVISIONAL CLASSIFICATION

Pos	No	Name	Machine	Laps	Race Time	Behind	Fastest Lap	On Lap	Top Speed
25	55	Brian HOUGHTON (QLD) / Conshift / K1 Racing / Castrol	Honda CBR-RR	12	20:16.019	1:25.207	1:39.429	11	273
26	44	William DAVIDSON (NSW) / WD Racing Suspension Specialist	Yamaha YZF-R1	12	20:23.587	1:32.775	1:39.966	6	273
27	37	Hamish McMURRAY (NSW) / Six ways from Sunday	Kawasaki ZX10R	11	18:57.026	1 Lap	1:41.624	5	265
28	76	Paul VAN DER HEIDEN (SA) / Moto Adelaide	BMW S RR	11	18:57.625	1 Lap	1:41.594	2	282
29	98	Evan BYLES (SA) / SA Motorcycles / Kawasaki	Kawasaki ZX10R	11	18:57.758	1 Lap	1:39.790	3	279
30	63	Dominic DE LEON (NSW) / AT1 Racing	Kawasaki ZX10R	11	19:08.115	1 Lap	1:40.739	3	280
DNF	47	Wayne MAXWELL (VIC) / Team Suzuki Ecstar / Rideline Roadside Shop	Suzuki GSX-R	11	17:16.644	1 Lap	1:33.022	2	292
DNF	85	Aleksander SAVIN (VIC) / I.D.C Painting Service & Castrol Racing Australia	BMW S RR	8	13:47.833	4 Laps	1:40.075	2	273
DNF	25	Daniel FALZON (SA) / Yamaha Racing Team	Yamaha YZF-R1M	4	6:20.462	8 Laps	1:33.481	2	293

Fastest Lap was 1:32.669 by Cru HALLIDAY (VIC)

Current race lap record for SBK class - 1:32.194 by Troy BAYLISS (NSW) on a Ducati Panigale FE set on 14/10/18

The results are provisional until the end of the time limit for protests and appeals.

Scott Laing
 Chief Time Keeper - Scott Laing


Tom Williams
 Clerk of Course - Tom Williams



Computime Race Timing Systems Pty Ltd © 1996
 Licensed to Computime Race Timing Systems

COMPUTIME RACE TIMING SYSTEMS PTY LTD
www.computime.com.au

E-mail: scott@computime.com.au / Ph: 0418 17 13 17





ASBK RESULTS

AUSTRALIAN SUPERBIKE CHAMPIONSHIP

Race 2

Date: 23/02/19
 Event: R05
 Weather: Sunny - Temp: 22.4C
 Track: Dry - Temp: 43.0C

Started at: 16:25:29
 Laps: 12
 Starters: 33
 Printed at: 11:04

PROVISIONAL LAP TIMES

No	Name	Lap 1	Lap 2	Lap 3	Lap 4	Lap 5	Lap 6	Lap 7	Lap 8	Lap 9	Lap 10	Lap 11	Lap 12
1	Troy HERFOSS (QLD)	1:40.373	1:33.562	1:33.713	1:36.823	1:33.926	1:34.268	1:34.934	1:34.753	1:35.097	1:34.811	1:34.933	1:34.878
8	Alex PHILLIS (VIC)	1:42.657	1:34.592	1:35.050	1:35.383	1:35.774	1:36.433	1:35.026	1:35.135	1:35.113	1:35.158	1:35.601	1:35.513
11	Philip CZAJ (VIC)	1:45.723	1:37.248	1:37.005	1:36.207	1:36.636	1:36.832	1:37.045	1:36.957	1:36.993	1:37.157	1:37.045	1:37.605
12	Matt WALTERS (NSW)	1:41.480	1:34.709	1:34.224	1:34.389	1:34.481	1:34.449	1:34.428	1:34.931	1:34.712	1:34.758	1:34.831	1:35.527
13	David BARKER (SA)	1:45.684	1:36.981	1:37.133	1:37.532	1:37.204	1:38.121	1:38.430	1:38.977	1:39.218	1:39.080	1:39.091	1:38.543
14	Glenn ALLERTON (NSW)	1:41.447	1:34.256	1:34.026	1:34.680	1:34.743	1:34.902	1:34.263	1:34.706	1:34.434	1:34.664	1:34.975	1:34.979
21	Josh WATERS (VIC)	1:38.884	1:33.785	1:33.534	1:33.558	1:34.440	1:33.937	1:33.733	1:33.499	1:33.779	1:33.869	1:34.188	1:33.937
22	Lachlan EPIS (NSW)	1:44.139	1:35.558	1:35.674	1:35.931	1:36.603	1:36.807	1:36.630	1:37.274	1:37.170	1:36.970	1:36.275	1:36.537
23	Heath GRIFFIN (NSW)	1:48.919	1:39.516	1:39.575	1:39.532	1:39.693	1:39.796	1:41.766	1:40.056	1:40.602	1:40.853	1:40.409	1:40.863
24	Matt TOOLEY (VIC)	1:46.261	1:37.228	1:36.621	1:36.784	1:37.543	1:38.998	1:39.826	1:38.817	1:38.989	1:38.622	1:38.779	1:39.266
25	Daniel FALZON (SA)	1:39.495	1:33.481	1:33.556	1:33.930								
28	Aiden WAGNER (QLD)	1:38.952	1:33.733	1:33.605	1:33.398	1:34.025	1:34.394	1:33.505	1:33.458	1:33.777	1:33.768	1:33.988	1:34.209
29	Ted COLLINS (VIC)	1:42.701	1:34.996	1:35.006	1:35.027	1:35.823	1:35.460	1:34.602	1:34.730	1:34.766	1:35.028	1:34.592	1:36.497
30	Mark CHIODO (VIC)	1:41.002	1:33.390	1:33.662	1:34.176	1:41.192	1:35.355	1:35.358	1:34.628	1:34.732	1:35.281	1:35.215	1:35.336
33	Sloan FROST (NZ)	1:45.526	1:36.099	1:35.820	1:35.620	1:35.636	1:36.102	1:36.450	1:37.647	1:37.117	1:36.501	1:36.598	1:37.867
37	Hamish McMURRAY (NSW)	1:52.461	1:42.043	1:41.918	1:41.910	1:41.624	1:42.229	1:43.354	1:43.449	1:41.741	1:41.890	1:44.407	
41	Max CROKER (NSW)	1:41.580	1:34.819	1:34.362	1:34.437	1:35.679	1:35.128	1:35.526	1:35.504	1:35.746	1:35.366	1:35.366	1:35.603
44	William DAVIDSON (NSW)	1:50.296	1:41.191	1:41.016	1:40.542	1:40.326	1:39.966	1:39.994	1:40.538	1:40.895	1:41.521	1:43.423	1:43.879
46	Michael JONES (QLD)	1:40.650	1:34.048	1:33.343	1:33.552	1:34.850	1:33.640	1:34.091	1:33.841	1:33.773	1:33.780	1:33.283	1:33.631
47	Wayne MAXWELL (VIC)	1:39.520	1:33.022	1:33.593	1:33.691	1:33.923	1:34.095	1:33.712	1:33.590	1:33.722	1:33.759	1:34.017	
55	Brian HOUGHTON (QLD)	1:50.242	1:40.431	1:40.661	1:40.520	1:40.489	1:40.324	1:40.689	1:40.625	1:40.891	1:41.229	1:39.429	1:40.489
61	Arthur SISSIS (SA)	1:42.216	1:34.508	1:34.354	1:34.550	1:35.210	1:35.338	1:35.484	1:35.581	1:36.738	1:35.084	1:34.978	1:35.657
62	Brendan McINTYRE (NSW)	1:48.347	1:38.824	1:38.551	1:38.992	1:39.083	1:38.543	1:38.381	1:38.471	1:38.828	1:39.459	1:38.972	1:38.876
63	Dominic DE LEON (NSW)	1:49.876	1:41.509	1:40.739	1:42.842	1:43.507	1:43.431	1:43.513	1:43.757	1:44.315	1:48.218	1:46.408	
65	Cru HALLIDAY (VIC)	1:40.616	1:33.345	1:32.669	1:33.596	1:33.624	1:35.514	1:33.438	1:33.380	1:33.105	1:33.699	1:33.933	1:34.154
67	Bryan STARING (WA)	1:41.670	1:33.615	1:33.166	1:33.514	1:34.599	1:33.600	1:34.035	1:33.859	1:33.609	1:33.564	1:33.415	1:33.760
76	Paul VAN DER HEIDEN (SA)	1:52.355	1:41.594	1:41.941	1:41.946	1:42.015	1:42.184	1:42.220	1:42.417	1:42.170	1:41.654	1:47.129	
82	Ryan YANKO (QLD)	1:45.554	1:39.028	1:37.677	1:38.040	1:38.123	1:38.602	1:38.193	1:37.984	1:38.148	1:38.278	1:37.652	1:38.304
85	Aleksander SAVIN (VIC)	1:51.517	1:40.075	1:40.602	1:41.305	1:40.108	1:40.361	1:40.241	1:53.624				
91	Simon BARBACETTO (NSW)	1:47.880	1:39.124	1:39.014	1:38.613	1:38.540	1:38.197	1:38.194	1:38.439	1:38.380	1:38.447	1:38.623	1:39.118
92	Damon REES (NZ)	1:43.841	1:35.214	1:35.736	1:35.394	1:35.817	1:35.957	1:35.951	1:35.653	1:35.578	1:36.322	1:36.607	1:37.309
98	Evan BYLES (SA)	1:50.330	1:40.264	1:39.790	2:02.913	1:40.712	1:40.439	1:40.277	1:40.954	1:40.477	1:40.574	1:41.028	
168	Glenn SCOTT (NSW)	1:43.457	1:35.099	1:34.979	1:35.008	1:35.216	1:36.067	1:34.609	1:34.809	1:34.704	1:34.758	1:34.785	1:35.046

The results are provisional until the end of the time limit for protests and appeals.


 Chief Time Keeper - Scott Laing



 Clerk of Course - Tom Williams



Computime Race Timing Systems Pty Ltd © 1996
 Licensed to Computime Race Timing Systems

COMPUTIME RACE TIMING SYSTEMS PTY LTD
www.computime.com.au

E-mail: scott@computime.com.au / Ph: 0418 17 13 17





ASBK RESULTS

AUSTRALIAN SUPERBIKE CHAMPIONSHIP

Race 2

Date: 23/02/19
 Event: R05
 Weather: Sunny - Temp: 22.4C
 Track: Dry - Temp: 43.0C

Started at: 16:25:29
 Laps: 12
 Starters: 33
 Printed at: 11:04

PROVISIONAL SPLIT TIMES

Lap	Split 1	Split 2	Split 3	Split 4	Lap Time	Spd	Lap	Split 1	Split 2	Split 3	Split 4	Lap Time	Spd
1 Troy HERFOSS (QLD) (6th)							11	23.275	28.162	18.395	27.213	1:37.045	267
1	28.391	27.877	17.823	26.282	1:40.373	219	12	23.344	28.260	18.476	27.525	1:37.605	268
2	22.374	27.115	17.750	26.323	1:33.562	289	12 Matt WALTERS (NSW) (8th)						
3	22.387	27.418	17.663	26.245	1:33.713	286	1	29.431	27.678	17.944	26.427	1:41.480	226
4	24.587	27.642	18.053	26.541	1:36.823	287	2	22.564	27.834	17.940	26.371	1:34.709	295
5	22.335	27.185	17.850	26.556	1:33.926	292	3	22.426	27.492	17.990	26.316	1:34.224	291
6	22.548	27.274	17.777	26.669	1:34.268	285	4	22.630	27.431	17.993	26.335	1:34.389	286
7	22.724	27.270	18.013	26.927	1:34.934	286	5	22.541	27.463	18.081	26.396	1:34.481	294
8	22.769	27.312	17.977	26.695	1:34.753	284	6	22.499	27.428	18.100	26.422	1:34.449	292
9	22.667	27.701	18.007	26.722	1:35.097	285	7	22.535	27.375	18.053	26.465	1:34.428	286
10	22.752	27.370	18.029	26.660	1:34.811	282	8	22.742	27.667	18.056	26.466	1:34.931	287
11	22.700	27.552	17.984	26.697	1:34.933	283	9	22.615	27.618	18.026	26.453	1:34.712	290
12	22.570	27.455	17.964	26.889	1:34.878	282	10	22.743	27.426	18.086	26.503	1:34.758	287
8 Alex PHILLIS (VIC) (14th)							11	22.638	27.660	18.040	26.493	1:34.831	290
1	29.828	28.143	18.167	26.519	1:42.657	230	12	22.832	27.674	18.171	26.850	1:35.527	289
2	22.491	27.532	18.033	26.536	1:34.592	296	13 David BARKER (SA) (20th)						
3	22.564	27.507	18.166	26.813	1:35.050	292	1	30.951	28.840	18.934	26.959	1:45.684	230
4	22.693	27.719	18.274	26.697	1:35.383	287	2	23.405	27.983	18.405	27.188	1:36.981	281
5	22.608	27.528	18.657	26.981	1:35.774	288	3	23.382	27.992	18.532	27.227	1:37.133	279
6	22.833	28.444	18.308	26.848	1:36.433	287	4	23.420	28.493	18.547	27.072	1:37.532	275
7	22.680	27.526	18.097	26.723	1:35.026	293	5	23.252	28.250	18.438	27.264	1:37.204	280
8	22.664	27.542	18.150	26.779	1:35.135	290	6	23.401	28.612	18.565	27.543	1:38.121	276
9	22.656	27.462	18.212	26.783	1:35.113	289	7	23.464	28.842	18.655	27.469	1:38.430	272
10	22.727	27.560	18.178	26.693	1:35.158	286	8	23.561	28.723	18.967	27.726	1:38.977	271
11	22.754	27.659	18.135	27.053	1:35.601	289	9	23.610	28.768	18.900	27.940	1:39.218	271
12	22.673	27.646	18.276	26.918	1:35.513	285	10	23.803	28.946	18.704	27.627	1:39.080	269
11 Philip CZAJ (VIC) (18th)							11	23.907	28.841	18.737	27.606	1:39.091	267
1	31.098	28.819	18.705	27.101	1:45.723	229	12	23.543	28.493	18.807	27.700	1:38.543	273
2	23.671	28.016	18.235	27.326	1:37.248	275	14 Glenn ALLERTON (NSW) (7th)						
3	23.236	28.081	18.430	27.258	1:37.005	279	1	29.353	27.461	17.980	26.653	1:41.447	220
4	23.151	27.868	18.135	27.053	1:36.207	278	2	22.711	27.478	17.873	26.194	1:34.256	292
5	23.150	28.106	18.276	27.104	1:36.636	271	3	22.524	27.148	17.889	26.465	1:34.026	294
6	23.202	28.024	18.417	27.189	1:36.832	271	4	22.652	27.307	18.115	26.606	1:34.680	289
7	23.390	28.057	18.379	27.219	1:37.045	268	5	22.664	27.499	18.022	26.558	1:34.743	287
8	23.225	28.153	18.392	27.187	1:36.957	269	6	22.741	27.488	18.219	26.454	1:34.902	288
9	23.350	27.985	18.409	27.249	1:36.993	269	7	22.593	27.257	17.982	26.431	1:34.263	293
10	23.296	28.274	18.368	27.219	1:37.157	271							


Scott Laing
 Chief Time Keeper - Scott Laing

Tom Williams
 Clerk of Course - Tom Williams



COMPUTIME RACE TIMING SYSTEMS PTY LTD
www.computime.com.au

E-mail: scott@computime.com.au / Ph: 0418 17 13 17



Computime Race Timing Systems Pty Ltd © 1996
 Licensed to Computime Race Timing Systems



ASBK RESULTS

AUSTRALIAN SUPERBIKE CHAMPIONSHIP

Race 2

Date: 23/02/19
 Event: R05
 Weather: Sunny - Temp: 22.4C
 Track: Dry - Temp: 43.0C

Started at: 16:25:29
 Laps: 12
 Starters: 33
 Printed at: 11:04

PROVISIONAL SPLIT TIMES

Lap	Split 1	Split 2	Split 3	Split 4	Lap Time	Spd	Lap	Split 1	Split 2	Split 3	Split 4	Lap Time	Spd
8	22.540	27.533	17.976	26.657	1:34.706	298	5	23.955	28.733	19.070	27.935	1:39.693	270
9	22.502	27.387	17.951	26.594	1:34.434	289	6	23.879	28.883	18.949	28.085	1:39.796	269
10	22.645	27.280	18.065	26.674	1:34.664	286	7	23.905	30.232	19.240	28.389	1:41.766	268
11	22.755	27.449	18.024	26.747	1:34.975	283	8	23.945	28.919	19.143	28.049	1:40.056	267
12	22.577	27.320	18.086	26.996	1:34.979	288	9	24.041	29.318	19.178	28.065	1:40.602	263
							10	24.201	29.355	19.142	28.155	1:40.853	260
							11	24.142	29.262	19.049	27.956	1:40.409	263
							12	23.985	29.182	19.203	28.493	1:40.863	265
21 Josh WATERS (VIC) (3rd)													
1	28.183	26.823	17.762	26.116	1:38.884	212							
2	22.404	27.306	17.776	26.299	1:33.785	286							
3	22.560	27.014	17.799	26.161	1:33.534	285							
4	22.438	27.164	17.746	26.210	1:33.558	285							
5	22.528	27.811	17.653	26.448	1:34.440	282							
6	22.369	27.583	17.812	26.173	1:33.937	293							
7	22.552	27.205	17.836	26.140	1:33.733	286							
8	22.364	27.179	17.778	26.178	1:33.499	291							
9	22.486	27.290	17.775	26.228	1:33.779	292							
10	22.510	27.195	17.736	26.428	1:33.869	293							
11	22.459	27.252	17.844	26.633	1:34.188	286							
12	22.280	27.360	18.119	26.178	1:33.937	296							
22 Lachlan EPIS (NSW) (16th)													
1	30.297	28.712	18.391	26.739	1:44.139	231							
2	22.896	27.644	18.260	26.758	1:35.558	297							
3	22.819	27.580	18.400	26.875	1:35.674	294							
4	22.898	27.665	18.376	26.992	1:35.931	292							
5	23.009	28.002	18.434	27.158	1:36.603	288							
6	23.227	27.869	18.468	27.243	1:36.807	286							
7	23.216	28.091	18.499	26.824	1:36.630	286							
8	23.177	28.186	18.664	27.247	1:37.274	286							
9	23.261	27.989	18.587	27.333	1:37.170	283							
10	23.358	28.072	18.625	26.915	1:36.970	283							
11	23.186	27.913	18.401	26.775	1:36.275	290							
12	23.097	27.696	18.452	27.292	1:36.537	283							
23 Heath GRIFFIN (NSW) (24th)													
1	32.095	29.812	19.118	27.894	1:48.919	219							
2	23.850	28.755	18.946	27.965	1:39.516	275							
3	23.859	28.898	18.838	27.980	1:39.575	271							
4	23.844	28.666	19.055	27.967	1:39.532	272							
24 Matt TOOLEY (VIC) (21th)													
1	31.463	28.832	18.644	27.322	1:46.261	217							
2	23.387	28.356	18.334	27.151	1:37.228	281							
3	23.026	28.120	18.403	27.072	1:36.621	278							
4	23.345	28.007	18.264	27.168	1:36.784	276							
5	23.189	28.287	18.537	27.530	1:37.543	271							
6	23.783	28.527	18.658	28.030	1:38.998	267							
7	24.402	28.872	18.769	27.783	1:39.826	266							
8	23.797	28.520	18.554	27.946	1:38.817	265							
9	23.682	28.800	18.686	27.821	1:38.989	265							
10	23.712	28.536	18.601	27.773	1:38.622	267							
11	23.823	28.485	18.665	27.806	1:38.779	266							
12	23.541	28.744	18.673	28.308	1:39.266	268							
25 Daniel FALZON (SA) (DNF)													
1	28.566	27.173	17.747	26.009	1:39.495	209							
2	22.568	27.144	17.738	26.031	1:33.481	285							
3	22.568	27.016	17.829	26.143	1:33.556	285							
4	22.677	27.347	17.714	26.192	1:33.930	290							
28 Aiden WAGNER (QLD) (1st)													
1	28.632	26.844	17.473	26.003	1:38.952	206							
2	22.155	27.243	17.586	26.749	1:33.733	289							
3	22.716	26.998	17.793	26.098	1:33.605	283							
4	22.148	27.092	17.766	26.392	1:33.398	293							
5	22.442	27.281	17.812	26.490	1:34.025	288							
6	22.329	27.913	17.757	26.395	1:34.394	288							
7	22.360	27.111	17.777	26.257	1:33.505	286							
8	22.286	27.063	17.675	26.434	1:33.458	288							
9	22.402	27.243	17.646	26.486	1:33.777	286							


Scott Laing
 Chief Time Keeper - Scott Laing

Tom Williams
 Clerk of Course - Tom Williams



COMPUTIME RACE TIMING SYSTEMS PTY LTD
 www.computime.com.au

E-mail: scott@computime.com.au / Ph: 0418 17 13 17



Computime Race Timing Systems Pty Ltd © 1996
 Licensed to Computime Race Timing Systems



ASBK RESULTS

AUSTRALIAN SUPERBIKE CHAMPIONSHIP

Race 2

Date: 23/02/19
 Event: R05
 Weather: Sunny - Temp: 22.4C
 Track: Dry - Temp: 43.0C

Started at: 16:25:29
 Laps: 12
 Starters: 33
 Printed at: 11:04

PROVISIONAL SPLIT TIMES

Lap	Split 1	Split 2	Split 3	Split 4	Lap Time	Spd	Lap	Split 1	Split 2	Split 3	Split 4	Lap Time	Spd
10	22.421	27.133	17.797	26.417	1:33.768	283	7	23.242	27.698	18.449	27.061	1:36.450	286
11	22.364	27.110	17.834	26.680	1:33.988	279	8	23.359	28.223	18.659	27.406	1:37.647	278
12	22.353	27.651	17.842	26.363	1:34.209	288	9	23.467	27.853	18.507	27.290	1:37.117	281
							10	23.251	27.867	18.332	27.051	1:36.501	284
							11	23.184	27.792	18.401	27.221	1:36.598	278
29 Ted COLLINS (VIC) (11th)							12	23.220	27.949	19.005	27.693	1:37.867	277
1	30.021	28.226	18.207	26.247	1:42.701	220							
2	22.609	27.936	18.146	26.305	1:34.996	292							
3	22.552	27.932	18.172	26.350	1:35.006	291							
4	22.670	27.709	18.095	26.553	1:35.027	288	37 Hamish McMURRAY (NSW) (27th)						
5	22.808	27.808	18.321	26.886	1:35.823	284	1	33.401	30.596	19.932	28.532	1:52.461	208
6	23.006	27.881	17.955	26.618	1:35.460	285	2	24.628	29.679	19.316	28.420	1:42.043	265
7	22.527	27.576	17.973	26.526	1:34.602	287	3	24.490	29.552	19.332	28.544	1:41.918	260
8	22.496	27.605	18.022	26.607	1:34.730	286	4	24.732	29.427	19.596	28.155	1:41.910	262
9	22.506	27.686	18.058	26.516	1:34.766	286	5	24.709	29.497	19.434	27.984	1:41.624	255
10	22.783	27.587	18.136	26.522	1:35.028	286	6	24.606	29.599	19.600	28.424	1:42.229	254
11	22.373	27.554	18.062	26.603	1:34.592	286	7	24.889	29.986	19.638	28.841	1:43.354	247
12	22.581	28.369	18.292	27.255	1:36.497	283	8	24.827	30.282	19.979	28.361	1:43.449	247
							9	24.591	29.417	19.513	28.220	1:41.741	262
							10	24.831	29.375	19.667	28.017	1:41.890	260
30 Mark CHIODO (VIC) (12th)							11	24.905	30.482	20.233	28.787	1:44.407	249
1	29.274	27.605	17.967	26.156	1:41.002	216							
2	22.345	27.257	17.562	26.226	1:33.390	292	41 Max CROKER (NSW) (10th)						
3	22.107	27.386	17.742	26.427	1:33.662	291	1	29.551	27.758	17.973	26.298	1:41.580	224
4	22.488	27.540	17.665	26.483	1:34.176	289	2	22.774	27.683	17.923	26.439	1:34.819	290
5	22.312	33.074	18.741	27.065	1:41.192	291	3	22.374	27.529	17.961	26.498	1:34.362	297
6	22.938	27.655	18.007	26.755	1:35.355	278	4	22.417	27.437	18.106	26.477	1:34.437	290
7	22.560	28.076	18.030	26.692	1:35.358	281	5	22.545	27.778	18.819	26.537	1:35.679	292
8	22.536	27.446	17.866	26.780	1:34.628	284	6	22.753	27.433	18.233	26.709	1:35.128	286
9	22.542	27.595	17.890	26.705	1:34.732	287	7	22.826	27.633	18.271	26.796	1:35.526	284
10	22.648	27.575	18.089	26.969	1:35.281	287	8	22.837	27.570	18.312	26.785	1:35.504	283
11	22.658	27.742	18.028	26.787	1:35.215	282	9	22.990	27.488	18.441	26.827	1:35.746	283
12	22.979	27.465	17.929	26.963	1:35.336	262	10	22.897	27.418	18.322	26.729	1:35.366	281
							11	22.848	27.525	18.180	26.813	1:35.366	281
							12	22.706	27.589	18.247	27.061	1:35.603	286
33 Sloan FROST (NZ) (17th)							44 William DAVIDSON (NSW) (26th)						
1	30.835	28.806	18.711	27.174	1:45.526	224	1	32.217	30.772	19.278	28.029	1:50.296	217
2	23.063	27.752	18.402	26.882	1:36.099	283	2	24.413	29.542	19.066	28.170	1:41.191	271
3	22.907	27.616	18.344	26.953	1:35.820	285	3	24.799	29.205	19.207	27.805	1:41.016	267
4	22.880	27.571	18.351	26.818	1:35.620	283	4	24.686	28.811	19.181	27.864	1:40.542	273
5	22.841	27.582	18.372	26.841	1:35.636	283							
6	22.909	27.581	18.410	27.202	1:36.102	283							


Scott Laing
 Chief Time Keeper - Scott Laing

Tom Williams
 Clerk of Course - Tom Williams



COMPUTIME RACE TIMING SYSTEMS PTY LTD
 www.computime.com.au

E-mail: scott@computime.com.au / Ph: 0418 17 13 17



Computime Race Timing Systems Pty Ltd © 1996
 Licensed to Computime Race Timing Systems



ASBK RESULTS

AUSTRALIAN SUPERBIKE CHAMPIONSHIP

Race 2

Date: 23/02/19
 Event: R05
 Weather: Sunny - Temp: 22.4C
 Track: Dry - Temp: 43.0C

Started at: 16:25:29
 Laps: 12
 Starters: 33
 Printed at: 11:04

PROVISIONAL SPLIT TIMES

Lap	Split 1	Split 2	Split 3	Split 4	Lap Time	Spd	Lap	Split 1	Split 2	Split 3	Split 4	Lap Time	Spd
5	24.185	28.887	19.220	28.034	1:40.326	266	3	24.555	29.036	18.984	28.086	1:40.661	256
6	23.954	28.652	19.487	27.873	1:39.966	271	4	24.203	29.159	18.980	28.178	1:40.520	265
7	23.930	28.870	19.316	27.878	1:39.994	270	5	24.112	29.014	19.022	28.341	1:40.489	265
8	24.053	28.914	19.357	28.214	1:40.538	268	6	24.043	28.989	19.083	28.209	1:40.324	266
9	24.244	28.964	19.300	28.387	1:40.895	263	7	24.140	29.072	19.191	28.286	1:40.689	263
10	24.469	28.825	19.503	28.724	1:41.521	264	8	24.471	28.898	19.153	28.103	1:40.625	249
11	24.303	29.719	20.329	29.072	1:43.423	261	9	24.278	29.017	19.396	28.200	1:40.891	257
12	24.659	29.822	20.088	29.310	1:43.879	260	10	24.577	28.826	19.338	28.488	1:41.229	263
							11	23.876	28.734	18.777	28.042	1:39.429	266
							12	24.005	29.200	18.898	28.386	1:40.489	267
46 Michael JONES (QLD) (5th)													
1	28.939	27.502	17.771	26.438	1:40.650	216							
2	22.548	27.238	17.683	26.579	1:34.048	298	61 Arthur SISSIS (SA) (13th)						
3	22.337	27.110	17.745	26.151	1:33.343	300	1	29.943	27.849	18.032	26.392	1:42.216	224
4	22.387	27.057	17.803	26.305	1:33.552	296	2	22.712	27.290	17.972	26.534	1:34.508	290
5	22.540	27.072	17.795	27.443	1:34.850	294	3	22.570	27.315	18.026	26.443	1:34.354	291
6	22.448	26.907	17.853	26.432	1:33.640	291	4	22.724	27.389	18.021	26.416	1:34.550	288
7	22.249	27.706	17.879	26.257	1:34.091	297	5	22.664	27.475	18.369	26.702	1:35.210	290
8	22.287	27.326	17.851	26.377	1:33.841	294	6	22.965	27.537	18.143	26.693	1:35.338	283
9	22.280	27.451	17.817	26.225	1:33.773	294	7	22.862	27.604	18.220	26.798	1:35.484	289
10	22.441	27.047	17.836	26.456	1:33.780	292	8	23.025	27.456	18.284	26.816	1:35.581	287
11	22.278	26.922	17.827	26.256	1:33.283	298	9	22.916	28.856	18.245	26.721	1:36.738	288
12	22.288	27.149	17.976	26.218	1:33.631	293	10	22.734	27.490	18.151	26.709	1:35.084	289
							11	22.760	27.546	18.112	26.560	1:34.978	290
							12	22.765	27.801	18.315	26.776	1:35.657	290
47 Wayne MAXWELL (VIC) (DNF)													
1	28.737	27.228	17.793	25.762	1:39.520	213	62 Brendan McINTYRE (NSW) (23th)						
2	22.343	27.004	17.699	25.976	1:33.022	292	1	31.690	30.025	19.057	27.575	1:48.347	232
3	22.519	26.958	17.881	26.235	1:33.593	285	2	23.488	29.002	18.904	27.430	1:38.824	282
4	22.710	27.328	17.694	25.959	1:33.691	283	3	23.603	28.484	18.985	27.479	1:38.551	283
5	22.659	27.222	17.672	26.370	1:33.923	280	4	23.745	28.517	18.873	27.857	1:38.992	269
6	22.643	27.269	17.869	26.314	1:34.095	278	5	23.702	28.832	18.932	27.617	1:39.083	271
7	22.422	27.085	17.852	26.353	1:33.712	283	6	23.754	28.412	18.905	27.472	1:38.543	273
8	22.456	27.142	17.770	26.222	1:33.590	283	7	23.591	28.515	18.880	27.395	1:38.381	272
9	22.523	27.257	17.811	26.131	1:33.722	287	8	23.450	28.385	18.918	27.718	1:38.471	271
10	22.623	27.103	17.816	26.217	1:33.759	278	9	24.147	28.393	18.853	27.435	1:38.828	271
11	22.515	27.162	17.918	26.422	1:34.017	276	10	23.556	28.737	19.199	27.967	1:39.459	270
							11	23.737	28.367	19.141	27.727	1:38.972	267
							12	23.800	28.423	19.028	27.625	1:38.876	268
55 Brian HOUGHTON (QLD) (25th)													
1	32.616	30.274	19.083	28.269	1:50.242	213							
2	23.995	29.190	19.101	28.145	1:40.431	273							


Scott Laing
 Chief Time Keeper - Scott Laing

Tom Williams
 Clerk of Course - Tom Williams



COMPUTIME RACE TIMING SYSTEMS PTY LTD
 www.computime.com.au

E-mail: scott@computime.com.au / Ph: 0418 17 13 17



Computime Race Timing Systems Pty Ltd © 1996
 Licensed to Computime Race Timing Systems



ASBK RESULTS

AUSTRALIAN SUPERBIKE CHAMPIONSHIP

Race 2

Date: 23/02/19
 Event: R05
 Weather: Sunny - Temp: 22.4C
 Track: Dry - Temp: 43.0C

Started at: 16:25:29
 Laps: 12
 Starters: 33
 Printed at: 11:04

PROVISIONAL SPLIT TIMES

Lap	Split 1	Split 2	Split 3	Split 4	Lap Time	Spd	Lap	Split 1	Split 2	Split 3	Split 4	Lap Time	Spd
63 Dominic DE LEON (NSW) (30th)							12	22.310	27.151	17.917	26.382	1:33.760	290
1	32.025	30.445	19.256	28.150	1:49.876	228	76 Paul VAN DER HEIDEN (SA) (28th)						
2	24.169	29.943	19.282	28.115	1:41.509	280	1	33.057	30.663	20.184	28.451	1:52.355	234
3	24.192	29.228	19.164	28.155	1:40.739	274	2	24.155	29.964	19.227	28.248	1:41.594	282
4	24.712	29.707	19.622	28.801	1:42.842	269	3	24.462	29.770	19.479	28.230	1:41.941	276
5	24.681	29.769	20.017	29.040	1:43.507	267	4	24.333	29.798	19.498	28.317	1:41.946	274
6	24.874	30.065	19.733	28.759	1:43.431	269	5	24.241	29.840	19.577	28.357	1:42.015	273
7	24.868	30.079	19.665	28.901	1:43.513	267	6	24.457	29.512	19.619	28.596	1:42.184	272
8	24.747	30.267	19.828	28.915	1:43.757	271	7	24.363	29.762	19.560	28.535	1:42.220	276
9	25.115	30.461	19.832	28.907	1:44.315	250	8	24.461	30.225	19.324	28.407	1:42.417	269
10	25.015	30.654	20.243	32.306	1:48.218	265	9	24.403	29.535	19.553	28.679	1:42.170	269
11	25.487	31.719	19.908	29.294	1:46.408	249	10	24.554	29.658	19.236	28.206	1:41.654	267
65 Cru HALLIDAY (VIC) (2nd)							11	24.405	30.646	22.243	29.835	1:47.129	269
1	29.086	27.494	17.753	26.283	1:40.616	207	82 Ryan YANKO (QLD) (19th)						
2	22.421	27.182	17.646	26.096	1:33.345	292	1	30.590	28.921	18.607	27.436	1:45.554	232
3	22.191	26.928	17.527	26.023	1:32.669	286	2	23.925	29.219	18.701	27.183	1:39.028	273
4	22.347	27.415	17.657	26.177	1:33.596	296	3	23.616	28.107	18.532	27.422	1:37.677	279
5	22.452	27.262	17.615	26.295	1:33.624	290	4	23.639	28.456	18.608	27.337	1:38.040	273
6	22.314	29.107	17.816	26.277	1:35.514	289	5	23.723	28.203	18.719	27.478	1:38.123	272
7	22.236	27.185	17.818	26.199	1:33.438	287	6	23.765	28.455	18.784	27.598	1:38.602	271
8	22.260	27.116	17.677	26.327	1:33.380	286	7	23.722	28.540	18.606	27.325	1:38.193	270
9	22.227	27.103	17.691	26.084	1:33.105	286	8	23.566	28.273	18.735	27.410	1:37.984	271
10	22.471	27.282	17.612	26.334	1:33.699	299	9	23.776	28.577	18.606	27.189	1:38.148	271
11	22.321	27.203	17.874	26.535	1:33.933	290	10	23.834	28.546	18.534	27.364	1:38.278	275
12	22.461	27.299	18.066	26.328	1:34.154	292	11	23.612	28.300	18.365	27.375	1:37.652	270
67 Bryan STARING (WA) (4th)							12	23.606	28.425	18.693	27.580	1:38.304	267
1	29.674	27.840	17.925	26.231	1:41.670	223	85 Aleksander SAVIN (VIC) (DNF)						
2	22.588	27.141	17.681	26.205	1:33.615	300	1	33.159	30.310	20.064	27.984	1:51.517	233
3	22.200	27.239	17.658	26.069	1:33.166	295	2	24.051	29.247	18.994	27.783	1:40.075	273
4	22.303	27.123	17.801	26.287	1:33.514	297	3	24.441	29.286	19.043	27.832	1:40.602	264
5	22.387	27.054	17.645	27.513	1:34.599	295	4	25.155	29.324	19.115	27.711	1:41.305	271
6	22.419	27.203	17.724	26.254	1:33.600	293	5	24.080	29.188	19.158	27.682	1:40.108	269
7	22.256	27.469	17.854	26.456	1:34.035	297	6	24.210	29.249	19.107	27.795	1:40.361	272
8	22.373	27.335	17.875	26.276	1:33.859	286	7	24.290	29.345	18.957	27.649	1:40.241	269
9	22.347	27.132	17.727	26.403	1:33.609	293	8	24.020	41.576	19.659	28.369	1:53.624	270
10	22.314	27.103	17.782	26.365	1:33.564	287							
11	22.303	27.067	17.771	26.274	1:33.415	288							


Scott Laing
 Chief Time Keeper - Scott Laing

Tom Williams
 Clerk of Course - Tom Williams



COMPUTIME RACE TIMING SYSTEMS PTY LTD
 www.computime.com.au

E-mail: scott@computime.com.au / Ph: 0418 17 13 17



Computime Race Timing Systems Pty Ltd © 1996
 Licensed to Computime Race Timing Systems



ASBK RESULTS

AUSTRALIAN SUPERBIKE CHAMPIONSHIP

Race 2

Date: 23/02/19
 Event: R05
 Weather: Sunny - Temp: 22.4C
 Track: Dry - Temp: 43.0C

Started at: 16:25:29
 Laps: 12
 Starters: 33
 Printed at: 11:04

PROVISIONAL SPLIT TIMES

Lap	Split 1	Split 2	Split 3	Split 4	Lap Time	Spd	Lap	Split 1	Split 2	Split 3	Split 4	Lap Time	Spd
91 Simon BARBACETTO (NSW) (22th)							98 Evan BYLES (SA) (29th)						
1	31.962	29.560	18.998	27.360	1:47.880	225	1	32.869	30.160	19.514	27.787	1:50.330	211
2	23.733	29.031	18.881	27.479	1:39.124	279	2	24.200	29.173	18.857	28.034	1:40.264	279
3	23.662	28.950	19.144	27.258	1:39.014	276	3	24.121	28.754	19.064	27.851	1:39.790	273
4	23.910	28.560	18.647	27.496	1:38.613	267	4		1:15.914	19.081	27.918	2:02.913	271
5	23.679	28.491	18.727	27.643	1:38.540	268	5	24.320	29.223	19.085	28.084	1:40.712	264
6	23.648	28.392	18.679	27.478	1:38.197	270	6	24.375	29.083	19.169	27.812	1:40.439	263
7	23.435	28.728	18.517	27.514	1:38.194	271	7	24.326	28.827	19.174	27.950	1:40.277	268
8	23.578	28.725	18.669	27.467	1:38.439	271	8	24.368	29.170	19.298	28.118	1:40.954	267
9	23.674	28.590	18.601	27.515	1:38.380	272	9	24.417	28.988	19.171	27.901	1:40.477	267
10	23.623	28.653	18.618	27.553	1:38.447	273	10	24.199	28.910	19.517	27.948	1:40.574	269
11	23.577	28.516	18.769	27.761	1:38.623	271	11	24.797	29.360	18.921	27.950	1:41.028	240
12	23.611	28.849	18.761	27.897	1:39.118	270							
92 Damon REES (NZ) (15th)							168 Glenn SCOTT (NSW) (9th)						
1	30.718	28.130	18.343	26.650	1:43.841	224	1	30.127	28.392	18.276	26.662	1:43.457	234
2	22.692	27.629	18.245	26.648	1:35.214	286	2	22.637	27.674	18.119	26.669	1:35.099	297
3	22.853	27.700	18.344	26.839	1:35.736	284	3	22.685	27.595	18.088	26.611	1:34.979	298
4	22.823	27.577	18.212	26.782	1:35.394	281	4	22.645	27.699	17.989	26.675	1:35.008	296
5	22.877	27.809	18.248	26.883	1:35.817	279	5	22.628	27.667	18.223	26.698	1:35.216	296
6	22.825	27.706	18.468	26.958	1:35.957	278	6	23.060	28.095	18.242	26.670	1:36.067	283
7	22.922	27.888	18.353	26.788	1:35.951	278	7	22.512	27.571	18.024	26.502	1:34.609	297
8	22.867	27.741	18.377	26.668	1:35.653	276	8	22.644	27.593	17.937	26.635	1:34.809	298
9	22.892	27.651	18.388	26.647	1:35.578	276	9	22.597	27.499	18.065	26.543	1:34.704	298
10	22.997	27.773	18.461	27.091	1:36.322	275	10	22.481	27.584	17.906	26.787	1:34.758	298
11	23.184	27.913	18.544	26.966	1:36.607	272	11	22.551	27.521	18.031	26.682	1:34.785	297
12	23.098	27.933	18.878	27.400	1:37.309	273	12	22.454	27.596	18.098	26.898	1:35.046	294

The results are provisional until the end of the time limit for protests and appeals.


 Chief Time Keeper - Scott Laing


 Clerk of Course - Tom Williams



Computime Race Timing Systems Pty Ltd © 1996
 Licensed to Computime Race Timing Systems

COMPUTIME RACE TIMING SYSTEMS PTY LTD
www.computime.com.au

E-mail: scott@computime.com.au / Ph: 0418 17 13 17





ASBK RESULTS
AUSTRALIAN SUPERBIKE CHAMPIONSHIP

Race 2

Date: 23/02/19
 Event: R05
 Weather: Sunny - Temp: 22.4C
 Track: Dry - Temp: 43.0C

Started at: 16:25:29
 Laps: 12
 Starters: 33
 Printed at: 11:04

PROVISIONAL FASTEST LAPS SEQUENCE

Lap	Race Pos	No	Name	Machine	Fastest Lap	On Lap
1	1	21	Josh WATERS (VIC)	Suzuki GSX-R	1:38.884	1
2	1	47	Wayne MAXWELL (VIC)	Suzuki GSX-R	1:33.022	2
3	5	65	Cru HALLIDAY (VIC)	Yamaha YZF-R1M	1:32.669	3

The results are provisional until the end of the time limit for protests and appeals.


Scott Laing
 Chief Time Keeper - Scott Laing

Tom Williams
 Clerk of Course - Tom Williams

Computime Race Timing Systems Pty Ltd © 1996
 Licensed to Computime Race Timing Systems

COMPUTIME RACE TIMING SYSTEMS PTY LTD
www.computime.com.au

E-mail: scott@computime.com.au / Ph: 0418 17 13 17





ASBK RESULTS

AUSTRALIAN SUPERBIKE CHAMPIONSHIP

Race 2

Date: 23/02/19
 Event: R05
 Weather: Sunny - Temp: 22.4C
 Track: Dry - Temp: 43.0C

Started at: 16:25:29
 Laps: 12
 Starters: 33
 Printed at: 11:04

PROVISIONAL LAP SHEET

No	Lap Time	Gap	No	Lap Time	Gap	No	Lap Time	Gap	No	Lap Time	Gap	No	Lap Time	Gap
Lap 1			30	1:33.390	1.850	29	1:35.006	6.568	82	1:38.040	20.611	37	1:41.624	46.243
21	1:38.884		46	1:34.048	2.156	168	1:34.979	7.400	91	1:38.613	24.943	98	1:40.712	1:00.296
28	1:38.952	.068	67	1:33.615	2.743	92	1:35.736	8.656	62	1:38.992	25.026	Lap 6		
25	1:39.495	.611	14	1:34.256	3.161	22	1:35.674	9.236	23	1:39.532	27.854	47	1:34.095	
47	1:39.520	.636	12	1:34.709	3.647	33	1:35.820	11.310	55	1:40.520	32.166	28	1:34.394	.263
1	1:40.373	1.489	41	1:34.819	3.857	13	1:37.133	13.663	44	1:40.542	33.357	21	1:33.937	.294
65	1:40.616	1.732	61	1:34.508	4.182	11	1:37.005	13.841	85	1:41.305	33.811	65	1:35.514	1.520
46	1:40.650	1.766	8	1:34.592	4.707	24	1:36.621	13.975	63	1:42.842	35.278	46	1:33.640	2.239
30	1:41.002	2.118	29	1:34.996	5.155	82	1:37.677	16.124	76	1:41.946	38.148	67	1:33.600	2.320
14	1:41.447	2.563	168	1:35.099	6.014	62	1:38.551	19.587	37	1:41.910	38.644	1	1:34.268	4.821
12	1:41.480	2.596	92	1:35.214	6.513	91	1:39.014	19.883	98	2:02.913	53.609	12	1:34.449	5.888
41	1:41.580	2.696	22	1:35.558	7.155	23	1:39.575	21.875	Lap 5					
67	1:41.670	2.786	33	1:36.099	9.083	98	1:39.790	24.249	28	1:34.025				
61	1:42.216	3.332	13	1:36.981	10.123	55	1:40.661	25.199	47	1:33.923	.036			
8	1:42.657	3.773	11	1:37.248	10.429	63	1:40.739	25.989	65	1:33.624	.137			
29	1:42.701	3.817	24	1:37.228	10.947	85	1:40.602	26.059	21	1:34.440	.488			
168	1:43.457	4.573	82	1:39.028	12.040	44	1:41.016	26.368	46	1:34.850	2.730			
92	1:43.841	4.957	91	1:39.124	14.462	76	1:41.941	29.755	67	1:34.599	2.851			
22	1:44.139	5.255	62	1:38.824	14.629	37	1:41.918	30.287	1	1:33.926	4.684			
33	1:45.526	6.642	23	1:39.516	15.893	Lap 4			14	1:34.743	5.439			
82	1:45.554	6.670	98	1:40.264	18.052	28	1:33.398		12	1:34.481	5.570			
13	1:45.684	6.800	55	1:40.431	18.131	21	1:33.558	.073	61	1:35.210	7.125			
11	1:45.723	6.839	63	1:41.509	18.843	47	1:33.691	.138	41	1:35.679	7.164			
24	1:46.261	7.377	44	1:41.191	18.945	65	1:33.596	.538	30	1:41.192	9.709			
91	1:47.880	8.996	85	1:40.075	19.050	25	1:33.930	.774	8	1:35.774	9.743			
62	1:48.347	9.463	76	1:41.594	21.407	46	1:33.552	1.905	29	1:35.823	9.840			
23	1:48.919	10.035	37	1:42.043	21.962	67	1:33.514	2.277	168	1:35.216	10.046			
63	1:49.876	10.992	Lap 3			30	1:34.176	2.542	92	1:35.817	12.289			
55	1:50.242	11.358	47	1:33.593		14	1:34.680	4.721	22	1:36.603	14.192			
44	1:50.296	11.412	21	1:33.534	.068	1	1:36.823	4.783	33	1:35.636	14.988			
98	1:50.330	11.446	28	1:33.605	.155	12	1:34.389	5.114	11	1:36.636	19.106			
85	1:51.517	12.633	25	1:33.556	.397	41	1:34.437	5.510	24	1:37.543	20.724			
76	1:52.355	13.471	65	1:32.669	.495	61	1:34.550	5.940	13	1:37.204	20.821			
37	1:52.461	13.577	1	1:33.713	1.513	8	1:35.383	7.994	82	1:38.123	24.709			
Lap 2			46	1:33.343	1.906	29	1:35.027	8.042	91	1:38.540	29.458			
47	1:33.022		30	1:33.662	1.919	168	1:35.008	8.855	62	1:39.083	30.084			
21	1:33.785	.127	67	1:33.166	2.316	92	1:35.394	10.497	23	1:39.693	33.522			
28	1:33.733	.143	14	1:34.026	3.594	22	1:35.931	11.614	55	1:40.489	38.630			
25	1:33.481	.434	12	1:34.224	4.278	33	1:35.620	13.377	44	1:40.326	39.658			
1	1:33.562	1.393	41	1:34.362	4.626	11	1:36.207	16.495	85	1:40.108	39.894			
65	1:33.345	1.419	61	1:34.354	4.943	24	1:36.784	17.206	63	1:43.507	44.760			
			8	1:35.050	6.164	13	1:37.532	17.642	76	1:42.015	46.138			
									46	1:34.091	2.618			

Scott Laing
 Chief Time Keeper - Scott Laing

Tom Williams
 Clerk of Course - Tom Williams



Computime Race Timing Systems Pty Ltd © 1996
 Licensed to Computime Race Timing Systems
COMPUTIME RACE TIMING SYSTEMS PTY LTD
www.computime.com.au

E-mail: scott@computime.com.au / Ph: 0418 17 13 17





ASBK RESULTS

AUSTRALIAN SUPERBIKE CHAMPIONSHIP

Race 2

Date: 23/02/19
 Event: R05
 Weather: Sunny - Temp: 22.4C
 Track: Dry - Temp: 43.0C

Started at: 16:25:29
 Laps: 12
 Starters: 33
 Printed at: 11:04

PROVISIONAL LAP SHEET

No	Lap Time	Gap	No	Lap Time	Gap	No	Lap Time	Gap	No	Lap Time	Gap	No	Lap Time	Gap																																																																																																																																																																																																																																																																																																																																																																																																																																																																																																																																																						
67	1:34.035	2.643	8	1:35.135	14.980	62	1:38.828	49.173	98	1:40.574	1 lap	29	1:36.497	18.416	1	1:34.934	6.043	92	1:35.653	18.493	23	1:40.602	1:00.608	65	1:33.933	.316	30	1:35.336	18.515	12	1:34.428	6.604	22	1:37.274	23.546	44	1:40.895	1:05.917	21	1:34.188	.603	61	1:35.657	18.886	14	1:34.263	6.761	33	1:37.647	23.830	55	1:40.891	1:06.025	67	1:33.415	2.043	8	1:35.513	20.623	41	1:35.526	9.975	11	1:36.957	28.583	76	1:42.170	1:19.995	46	1:33.283	2.248	92	1:37.309	28.567	61	1:35.484	10.104	13	1:38.977	34.992	37	1:41.741	1:21.882	63	1:48.218	1 lap	22	1:36.537	34.756	29	1:34.602	12.059	24	1:38.817	37.008	63	1:44.315	1:24.642	14	1:34.975	10.493	33	1:37.867	36.171	30	1:35.358	12.579	82	1:37.984	38.131	98	1:40.477	1:27.309	1	1:34.933	10.590	11	1:37.605	41.641	168	1:34.609	12.879	91	1:38.439	42.931				12	1:34.831	10.789	82	1:38.304	54.771	8	1:35.026	13.359	62	1:38.471	44.122	Lap 10			29	1:34.592	16.128	13	1:38.543	55.182	92	1:35.951	16.354	23	1:40.056	53.783	28	1:33.768		24	1:39.266	56.922	33	1:36.450	19.697	44	1:40.538	58.799	47	1:33.759	.012	91	1:39.118	1:01.757	22	1:36.630	19.786	55	1:40.625	58.911	65	1:33.699	.371	62	1:38.876	1:04.515	11	1:37.045	25.140	76	1:42.417	1:11.602	21	1:33.869	.403	23	1:40.863	1:20.768	13	1:38.430	29.529	85	1:53.624	1:12.763	67	1:33.564	2.616	55	1:40.489	1:25.207	24	1:39.826	31.705	37	1:43.449	1:13.918	46	1:33.780	2.953	44	1:43.879	1:32.775	82	1:38.193	33.661	63	1:43.757	1:14.104	14	1:34.664	9.506				91	1:38.194	38.006	98	1:40.954	1:20.609	1	1:34.811	9.645				62	1:38.381	39.165				12	1:34.758	9.946				23	1:41.766	47.241	Lap 9			29	1:35.028	15.524				44	1:39.994	51.775	28	1:33.777		41	1:35.366	15.532				55	1:40.689	51.800	47	1:33.722	.021	168	1:34.758	16.091				85	1:40.241	52.653	21	1:33.779	.302	30	1:35.281	16.161				76	1:42.220	1:02.699	65	1:33.105	.440	61	1:35.084	16.448				63	1:43.513	1:03.861	67	1:33.609	2.820	8	1:35.158	17.706				37	1:43.354	1:03.983	46	1:33.773	2.941	92	1:36.322	22.848				98	1:40.277	1:13.169	1	1:35.097	8.602	33	1:36.501	29.903							14	1:34.434	8.610	22	1:36.970	30.141							12	1:34.712	8.956	11	1:37.157	35.188	Lap 12						41	1:35.746	13.934	13	1:39.080	45.745	28	1:34.209					29	1:34.766	14.264	82	1:38.278	47.012	65	1:34.154	.261				30	1:34.732	14.648	24	1:38.622	47.074	21	1:33.937	.331				168	1:34.704	15.101	91	1:38.447	52.213	67	1:33.760	1.594				61	1:36.738	15.132	62	1:39.459	54.864	46	1:33.631	1.670				8	1:35.113	16.316	23	1:40.853	1:07.693	37	1:44.407	1 lap				92	1:35.578	20.294	55	1:41.229	1:13.486	76	1:47.129	1 lap				22	1:37.170	26.939	44	1:41.521	1:13.670	98	1:41.028	1 lap				33	1:37.117	27.170	76	1:41.654	1:27.881	1	1:34.878	11.259				11	1:36.993	31.799	37	1:41.890	1:30.004	14	1:34.979	11.263				13	1:39.218	40.433				12	1:35.527	12.107				24	1:38.989	42.220	Lap 11			63	1:46.408	1 lap				82	1:38.148	42.502	28	1:33.988		168	1:35.046	17.725				91	1:38.380	47.534	47	1:34.017	.041	41	1:35.603	18.304			

The results are provisional until the end of the time limit for protests and appeals.

Scott Laing
 Chief Time Keeper - Scott Laing

Tom Williams
 Clerk of Course - Tom Williams



Computime Race Timing Systems Pty Ltd © 1996
 Licensed to Computime Race Timing Systems

COMPUTIME RACE TIMING SYSTEMS PTY LTD
www.computime.com.au

E-mail: scott@computime.com.au / Ph: 0418 17 13 17





ASBK RESULTS

AUSTRALIAN SUPERBIKE CHAMPIONSHIP

Race 2

Date: 23/02/19
 Event: R05
 Weather: Sunny - Temp: 22.4C
 Track: Dry - Temp: 43.0C

Started at: 16:25:29
 Laps: 12
 Starters: 33
 Printed at: 11:04

PROVISIONAL LAP CHART

Grid	1	2	3	4	5	6	7	8	9	10	11	12
28	21	47	47	28	28	47	47	28	28	28	28	28
65	28	21	21	21	47	28	28	47	47	47	47	65
25	25	28	28	47	65	21	21	21	21	65	65	21
21	47	25	25	65	21	65	65	65	65	21	21	67
32	1	1	65	25	46	46	46	46	67	67	67	46
47	65	65	1	46	67	67	67	67	46	46	46	1
46	46	30	46	67	1	1	1	1	1	14	14	14
1	30	46	30	30	14	12	12	14	14	1	1	12
14	14	67	67	14	12	14	14	12	12	12	12	168
67	12	14	14	1	61	41	41	41	41	29	29	41
30	41	12	12	12	41	61	61	61	29	41	168	29
29	67	41	41	41	30	30	29	29	30	168	41	30
12	61	61	61	61	8	29	30	30	168	30	30	61
41	8	8	8	8	29	168	168	168	61	61	61	8
61	29	29	29	29	168	8	8	8	8	8	8	92
8	168	168	168	168	92	92	92	92	92	92	92	22
33	92	92	92	92	22	22	33	22	22	33	22	33
92	22	22	22	22	33	33	22	33	33	22	33	11
168	33	33	33	33	11	11	11	11	11	11	11	82
22	82	13	13	11	24	13	13	13	13	13	82	13
11	13	11	11	24	13	24	24	24	24	82	13	24
13	11	24	24	13	82	82	82	82	82	24	24	91
44	24	82	82	82	91	91	91	91	91	91	91	62
82	91	91	62	91	62	62	62	62	62	62	62	23
24	62	62	91	62	23	23	23	23	23	23	23	55
91	23	23	23	23	55	55	44	44	44	55	55	44
62	63	98	98	55	44	44	55	55	55	44	44	
98	55	55	55	44	85	85	85	76	76	76	37	
23	44	63	63	85	63	63	76	85	37	37	76	
63	98	44	85	63	76	76	63	37	63	98	98	
55	85	85	44	76	37	37	37	63	98	63	63	
85	76	76	76	37	98	98	98	98				
37	37	37	37	98								
76												

The results are provisional until the end of the time limit for protests and appeals.

Scott Laing
 Chief Time Keeper - Scott Laing


Tom Williams
 Clerk of Course - Tom Williams



Computime Race Timing Systems Pty Ltd © 1996
 Licensed to Computime Race Timing Systems

COMPUTIME RACE TIMING SYSTEMS PTY LTD
www.computime.com.au

E-mail: scott@computime.com.au / Ph: 0418 17 13 17





ASBK RESULTS

AUSTRALIAN SUPERBIKE CHAMPIONSHIP

Race 2

Date: 23/02/19
 Event: R05
 Weather: Sunny - Temp: 22.4C
 Track: Dry - Temp: 43.0C

Started at: 16:25:29
 Laps: 12
 Starters: 33
 Printed at: 11:04

PROVISIONAL BEST PARTIAL TIMES

Pos	Split 1		Split 2		Split 3		Split 4		LAP		Ideal	Fastest
	Name	Time	Name	Time	Name	Time	Name	Time	Name			
1	M. CHIDO	22.107	J. WATERS	26.823	A. WAGNER	17.473	W. MAXWELL	25.762	A. WAGNER	1:32.468	1:33.398	
2	A. WAGNER	22.148	A. WAGNER	26.844	C. HALLIDAY	17.527	A. WAGNER	26.003	C. HALLIDAY	1:32.669	1:32.669	
3	C. HALLIDAY	22.191	M. JONES	26.907	M. CHIDO	17.562	D. FALZON	26.009	W. MAXWELL	1:32.735	1:33.022	
4	B. STARING	22.200	C. HALLIDAY	26.928	B. STARING	17.645	C. HALLIDAY	26.023	J. WATERS	1:32.872	1:33.499	
5	M. JONES	22.249	W. MAXWELL	26.958	J. WATERS	17.653	B. STARING	26.069	B. STARING	1:32.968	1:33.166	
6	J. WATERS	22.280	D. FALZON	27.016	T. HERFOSS	17.663	J. WATERS	26.116	M. JONES	1:32.990	1:33.283	
7	T. HERFOSS	22.335	B. STARING	27.054	W. MAXWELL	17.672	M. JONES	26.151	M. CHIDO	1:33.082	1:33.390	
8	W. MAXWELL	22.343	T. HERFOSS	27.115	M. JONES	17.683	M. CHIDO	26.156	D. FALZON	1:33.182	1:33.481	
9	T. COLLINS	22.373	G. ALLERTON	27.148	D. FALZON	17.714	G. ALLERTON	26.194	T. HERFOSS	1:33.358	1:33.562	
10	M. CROKER	22.374	M. CHIDO	27.257	G. ALLERTON	17.873	T. HERFOSS	26.245	G. ALLERTON	1:33.717	1:34.026	
11	M. WALTERS	22.426	A. SISSIS	27.290	G. SCOTT	17.906	T. COLLINS	26.247	M. CROKER	1:34.013	1:34.362	
12	D. FALZON	22.443	M. WALTERS	27.375	M. CROKER	17.923	M. CROKER	26.298	M. WALTERS	1:34.057	1:34.224	
13	G. SCOTT	22.454	M. CROKER	27.418	M. WALTERS	17.940	M. WALTERS	26.316	T. COLLINS	1:34.129	1:34.592	
14	A. PHILLIS	22.491	A. PHILLIS	27.462	T. COLLINS	17.955	A. SISSIS	26.392	A. SISSIS	1:34.224	1:34.354	
15	G. ALLERTON	22.502	G. SCOTT	27.499	A. SISSIS	17.972	G. SCOTT	26.502	G. SCOTT	1:34.361	1:34.609	
16	A. SISSIS	22.570	T. COLLINS	27.554	A. PHILLIS	18.033	A. PHILLIS	26.519	A. PHILLIS	1:34.505	1:34.592	
17	D. REES	22.692	S. FROST	27.571	P. CZAJ	18.135	D. REES	26.647	D. REES	1:35.128	1:35.214	
18	L. EPIS	22.819	D. REES	27.577	D. REES	18.212	L. EPIS	26.739	L. EPIS	1:35.398	1:35.558	
19	S. FROST	22.841	L. EPIS	27.580	L. EPIS	18.260	S. FROST	26.818	S. FROST	1:35.562	1:35.620	
20	M. TOOLEY	23.026	P. CZAJ	27.868	M. TOOLEY	18.264	D. BARKER	26.959	P. CZAJ	1:36.206	1:36.207	
21	P. CZAJ	23.150	D. BARKER	27.983	S. FROST	18.332	P. CZAJ	27.053	M. TOOLEY	1:36.369	1:36.621	
22	D. BARKER	23.252	M. TOOLEY	28.007	R. YANKO	18.365	M. TOOLEY	27.072	D. BARKER	1:36.599	1:36.981	
23	S. BARBACET	23.435	R. YANKO	28.107	D. BARKER	18.405	R. YANKO	27.183	R. YANKO	1:37.221	1:37.652	
24	B. McINTYRE	23.450	B. McINTYRE	28.367	S. BARBACET	18.517	S. BARBACET	27.258	S. BARBACET	1:37.602	1:38.194	
25	R. YANKO	23.566	S. BARBACET	28.392	B. HOUGHTO	18.777	B. McINTYRE	27.395	B. McINTYRE	1:38.065	1:38.381	
26	H. GRIFFIN	23.844	W. DAVIDSON	28.652	H. GRIFFIN	18.838	A. SAVIN	27.649	H. GRIFFIN	1:39.242	1:39.516	
27	B. HOUGHTO	23.876	H. GRIFFIN	28.666	B. McINTYRE	18.853	E. BYLES	27.787	B. HOUGHTO	1:39.429	1:39.429	
28	W. DAVIDSON	23.930	B. HOUGHTO	28.734	E. BYLES	18.857	W. DAVIDSON	27.805	W. DAVIDSON	1:39.453	1:39.966	
29	A. SAVIN	24.020	E. BYLES	28.754	A. SAVIN	18.957	H. GRIFFIN	27.894	E. BYLES	1:39.519	1:39.790	
30	E. BYLES	24.121	A. SAVIN	29.188	W. DAVIDSON	19.066	H. McMURRA	27.984	A. SAVIN	1:39.814	1:40.075	
31	P. VAN DER H	24.155	D. DE-LEON	29.228	D. DE-LEON	19.164	B. HOUGHTO	28.042	D. DE-LEON	1:40.676	1:40.739	
32	D. DE-LEON	24.169	H. McMURRA	29.375	P. VAN DER H	19.227	D. DE-LEON	28.115	P. VAN DER H	1:41.100	1:41.594	
33	H. McMURRA	24.490	P. VAN DER H	29.512	H. McMURRA	19.316	P. VAN DER H	28.206	H. McMURRA	1:41.165	1:41.624	

The results are provisional until the end of the time limit for protests and appeals.

Scott Laing
 Chief Time Keeper - Scott Laing


Tom Williams
 Clerk of Course - Tom Williams



Computime Race Timing Systems Pty Ltd © 1996
 Licensed to Computime Race Timing Systems

COMPUTIME RACE TIMING SYSTEMS PTY LTD
www.computime.com.au

E-mail: scott@computime.com.au / Ph: 0418 17 13 17





ASBK RESULTS

AUSTRALIAN SUPERBIKE CHAMPIONSHIP

PROVISIONAL ROUND POINTS

AUSTRALIAN SUPERBIKE CHAMPIONSHIP - ROUND 1

Pos	No	Name	Machine	Pole	Race 1	Race 2	Total
1	28	Aiden WAGNER	Yamaha	1	20	25	46
2	65	Cru HALLIDAY	Yamaha		17	20	37
3	67	Bryan STARING	Kawasaki		18	17	35
4	21	Josh WATERS	Suzuki		16	18	34
5	46	Michael JONES	Kawasaki		13	16	29
6	14	Glenn ALLERTON	BMW		14	14	28
7	1	Troy HERFOSS	Honda		12	15	27
8	47	Wayne MAXWELL	Suzuki		25		25
9	12	Matt WALTERS	Kawasaki		11	13	24
10	168	Glenn SCOTT	Kawasaki		8	12	20
11	41	Max CROKER	Suzuki		9	11	20
12	29	Ted COLLINS	BMW		10	10	20
13	30	Mark CHIODO	Honda		6	9	15
14	25	Daniel FALZON	Yamaha		15		15
15	8	Alex PHILLIS	Suzuki		7	7	14
16	92	Damon REES	Honda		5	6	11
17	61	Arthur SISSIS	Suzuki			8	8
18	22	Lachlan EPIS	Kawasaki		3	5	8
19	33	Sloan FROST	Suzuki		4	4	8
20	11	Philip CZAJ	Aprilia		2	3	5
21	82	Ryan YANKO	Ducati			2	2
22	13	David BARKER	Kawasaki			1	1
23	24	Matt TOOLEY	Yamaha		1		1

AUSTRALIAN SUPERBIKE CHAMPIONSHIP - ROUND 1

Pos	No	Name	Pole	Race 1	Race 2	Total
1		Kawasaki		53	64	117
2		Suzuki		61	48	109
3		Yamaha		53	45	98
4		Honda		23	30	53
5		BMW		24	24	48
6		Aprilia		2	3	5
7		Ducati			2	2

Scott Laing
 Chief Time Keeper - Scott Laing

Tom Williams
 Clerk of Course - Tom Williams



Computime Race Timing Systems Pty Ltd © 1996
 Licensed to Computime Race Timing Systems

COMPUTIME RACE TIMING SYSTEMS PTY LTD
www.computime.com.au

E-mail: scott@computime.com.au / Ph: 0418 17 13 17

